General Specifications

Electrical Capacity (Resistive Load)

Switching Rating: 25mA @ 24V DC
Nonswitching Rating: 0.1A @ 50V DC

Other Ratings

Contact Resistance: 50 milliohms maximum
Insulation Resistance: 100 megohms minimum @ 500V DC
Dielectric Strength: 500V AC minimum for 1 minute minimum
Mechanical Life: 2,000 operations minimum
Electrical Life: 2,000 operations minimum
Total Travel: For slide actuator: .031" (0.8mm); for piano actuator: .114" (2.9mm)

Materials & Finishes

	JS01 Slide DIP	JS03 Piano DIP
Actuator:	Glass fiber reinforced polyamide	Glass fiber reinforced PBT
Cover:	Glass fiber reinforced polyamide (UL94V-0)	Glass fiber reinforced PBT (UL94V-0)
Base:	Glass fiber reinforced polyamide (UL94V-0)	Glass fiber reinforced PBT (UL94V-0)
Contacts:	Beryllium copper with gold plating	Phosphor bronze with gold plating
Terminals:	Brass with gold plating	Phosphor bronze with gold plating

Environmental Data

Operating Temp Range: –25°C through +70°C (–13°F through +158°F)
Humidity: 90 ~ 95% humidity for 96 hours @ 40°C (104°F)
Vibration: 10 ~ 55Hz with peak-to-peak amplitude of 1.5mm traversing the frequency range & returning in 1 minute; 3 right angled directions for 2 hours
Shock: 50G (490m/s^2) acceleration (tested in 6 right angled directions, with 5 shocks in each direction)

PCB Processing

Soldering: Wave Soldering Recommended. See Profile A in Supplement section.
Manual Soldering: See Profile A in Supplement section.
Note: Switches are packaged in OFF position and should be soldered in OFF position.
Cleaning: These devices are not process sealed. Hand clean locally using alcohol based solution.

Standards & Certifications

Flammability Standards: UL 94V-0 rated cover & base
The JS series devices have not been tested for UL recognition and CSA certification.
These switches are designed for use in a low-voltage, low-current circuit.
When used as intended in a low-voltage, low-current circuit, the results do not produce hazardous energy.

Distinctive Characteristics

Slide type and piano type actuators available.

Twin sliding contact mechanism with self-cleaning action (JS01) provides smooth actuation and produces high contact reliability.

Gold plated contacts prevent oxidation and sulfide effect and provide stable contact resistance.



Use of self-extinguishing UL 94V-0 certified material in cover and base provides high arc resistance and high insulation resistance.

Slanted terminals ensure secure PCB mounting and prevent dislodging during wave soldering.

Terminal spacing conforms to standard .100″ (2.54mm) PCB grid.

End-to-end stackable.

Actual Sizes

JS01

JS03



TYPICAL SWITCH ORDERING EXAMPLE

JS | 01 | 08 | A | P4 — S

Mounting

01	Through-hole for Slide Actuator
03	Through-hole for Piano Actuator

No. Of Positions

04	4 Positions
08	8 Positions

JS slides are SPST devices with OFF-ON circuit

Actuator

A	Extended Slide for 01 Mounting Code
P	Piano for 03 Mounting Code

Contact Material & Rating

P4	Gold Rated 25mA @ 24V DC

Packaging

S	Stick-Tube

Not available in bulk

DESCRIPTION FOR TYPICAL ORDERING EXAMPLE

JS0108AP4-S



Stick-Tube Packaging

TYPICAL SWITCH DIMENSIONS

Slide Actuator — 4 Positions

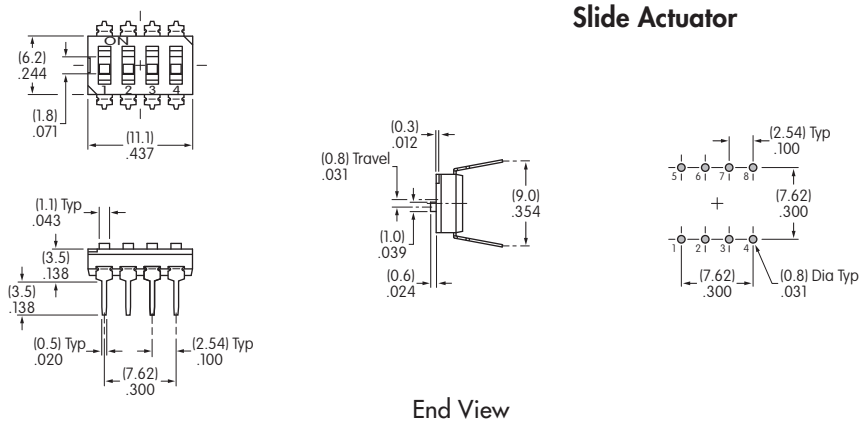

End View | Schematic | **JS0104AP4**

Slide Actuator — 8 Positions

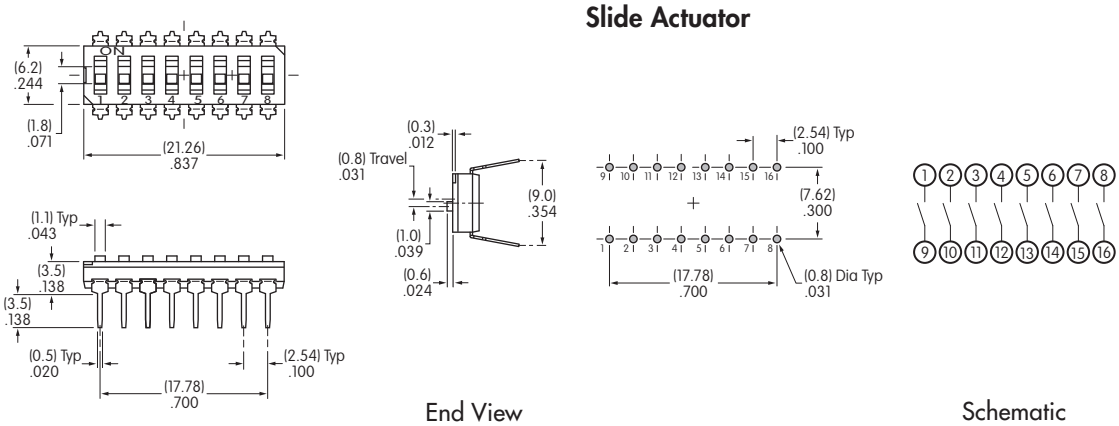

End View | Schematic | **JS0108AP4**

Piano Actuator — 4 Positions

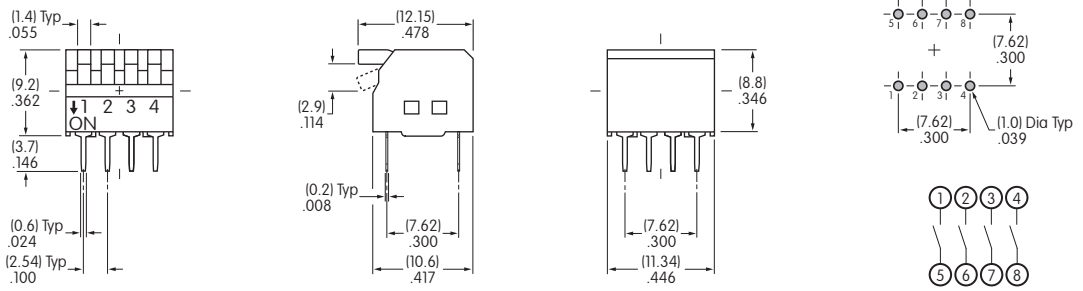

Schematic | **JS0304PP4**

Piano Actuator — 8 Positions

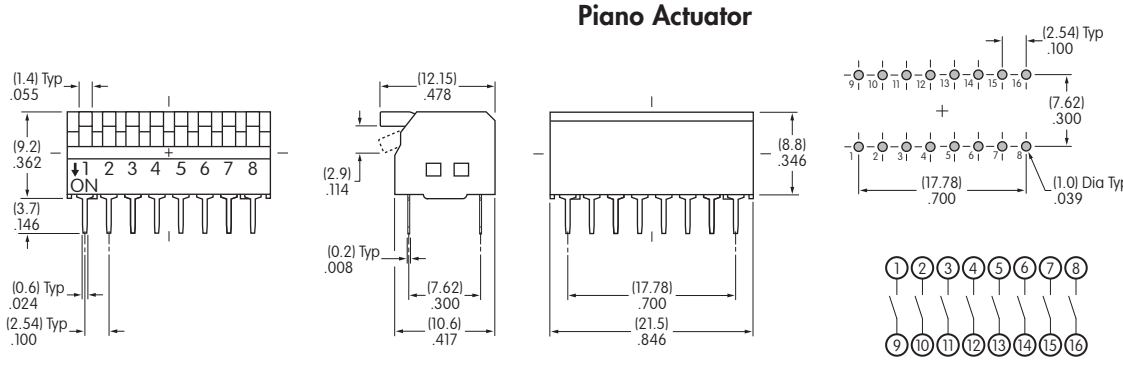

Schematic | **JS0308PP4**

PACKAGING

S

Stick-Tube Packaging

Switches are not available in bulk and must be ordered in increments of:

Slide Actuator
JS0104AP4-S: 46 pieces per stick-tube
JS0108AP4-S: 24 pieces per stick-tube

Piano Actuator
JS0304PP4-S: 44 pieces per stick-tube
JS0308PP4-S: 23 pieces per stick-tube

Switches are packaged in OFF position.



Note: Possible deformation of the Stick-Tube may occur when environmental temperature exceeds 50°C (122°F). It is recommended to store the product on a flat surface within normal temperature and humidity ranges. Temperature range: 5° ~ 35°C (41° ~ 95°F). Relative humidity range: 45 ~ 85%.

Stick-Tube Dimensions for Slide Actuator
JS0104AP4-S & JS0108AP4-S

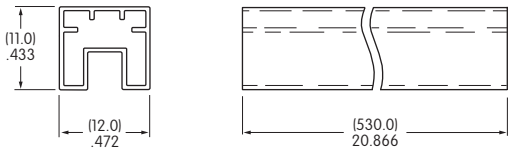

Stick-Tube Dimensions for Piano Actuator
JS0304PP4-S & JS0308PP4-S

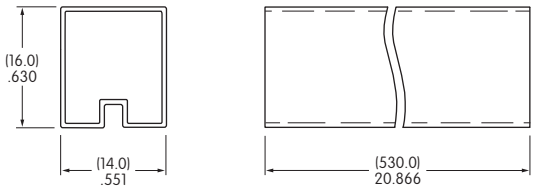

General Specifications

Electrical Capacity (Resistive Load)

Switching Rating: 25mA @ 24V DC
Nonswitching Rating: 0.1A @ 50V DC

Other Ratings

Contact Resistance: 50 milliohms maximum
Insulation Resistance: 100 megohms minimum @ 500V DC
Dielectric Strength: 500V AC minimum for 1 minute minimum
Mechanical Life: 2,000 operations minimum
Electrical Life: 2,000 operations minimum
Total Travel: .031" (0.8mm)

Materials & Finishes

Actuator: Glass fiber reinforced polyamide
Cover: Glass fiber reinforced polyamide (UL94V-0)
Base: Glass fiber reinforced polyamide (UL94V-0)
Contacts: Beryllium copper with gold plating
Terminals: Brass with gold plating

Environmental Data

Operating Temperature Range: –25°C through +70°C (–13°F through +158°F)
Humidity: 90 ~ 95% humidity for 96 hours @ 40°C (104°F)
Vibration: 10 ~ 55Hz with peak-to-peak amplitude of 1.5mm traversing the frequency range & returning in 1 minute; 3 right angled directions for 2 hours
Shock: 50G (490m/s^2) acceleration (tested in 6 right angled directions, with 5 shocks in each direction)

PCB Processing

Soldering: Reflow Soldering Recommended. See Profile A in Supplement section.
Manual Soldering: See Profile A in Supplement section.
Note: Switches are packaged in OFF position and should be soldered in OFF position.
Cleaning: These devices are not process sealed. Hand clean locally using alcohol based solution.

Standards & Certifications

Flammability Standards: UL 94V-0 rated cover & base
The JS02 Series slides have not been tested for UL recognition or CSA certification.
These switches are designed for use in a low-voltage, low-current circuit.
When used as intended in a low-voltage, low-current circuit, the results do not produce hazardous energy.

Distinctive Characteristics

Extended slide actuators in 4 or 8 positions.

Twin sliding contact mechanism with self-cleaning action provides smooth actuation and produces high contact reliability.

Gold plated contacts prevent oxidation and sulfide effect and provide stable contact resistance.

Use of self-extinguishing UL94V-0 certified material in cover and base provides high arc resistance and high insulation resistance.



Gull-wing terminals ensure secure PCB mounting and prevent dislodging during vapor phase and infrared convection reflow soldering.

Terminal spacing .100" (2.54mm) conforms to standard PCB grid.

End-to-end stackable.

Packaged in tape-reel or stick-tube. Tape-reel packaging meets EIA-481-D Standard.

Coplanarity: all considered surfaces must lie between two parallel planes that are a maximum distance apart of .0059" (0.15mm). (Additional coplanarity details in Terms and Acronyms in the Supplement section.)

Actual Size



TYPICAL SWITCH ORDERING EXAMPLE

JS | 02 | 08 | A | P4 | — | S

Mounting

02	SMT .100" (2.54mm) for Extended Actuator

No. Of Positions

04	4 Positions
08	8 Positions

Actuator

A	Extended for 02 Mounting Code

Contact Material & Rating

P4	Gold Rated 25mA @ 24V DC

Packaging

S	Stick-Tube
R	Tape-Reel

Not available in bulk

DESCRIPTION FOR TYPICAL ORDERING EXAMPLE

JS0208AP4-S



Stick-Tube Packaging

TYPICAL SWITCH DIMENSIONS

Single Pole • 4 Positions • Extended Actuator

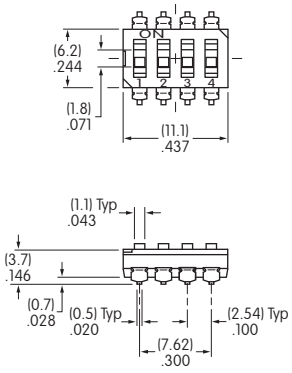

End View

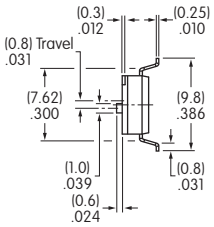

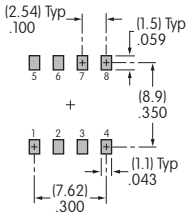

Schematic

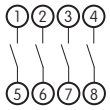



JS0204AP4

Single Pole • 8 Positions • Extended Actuator

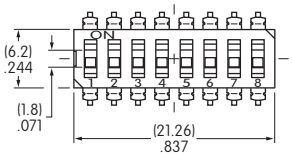

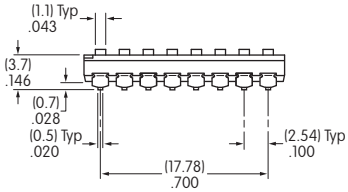

End View

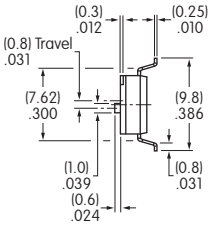

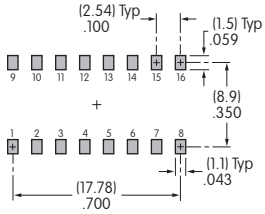

Schematic

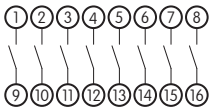



JS0208AP4

PACKAGING

S **Stick-Tube Packaging**

Switches are packaged in OFF position. Switches are not available in bulk and must be ordered in the following increments:

JS0204AP4-S: 46 pieces per stick-tube
JS0208AP4-S: 24 pieces per stick-tube

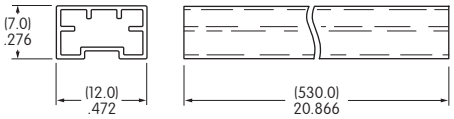



PACKAGING

R

Tape-Reel Packaging

Switches are packaged in OFF position.
Switches are not available in bulk and must be ordered in the following increments:

JS0204AP4-R: 500 pieces per tape-reel
JS0208AP4-R: 500 pieces per tape-reel

Minimum Leader Length: 15.75" (400mm)
Minimum Trailer Length: 6.3" (160mm)

Tape-reel packaging meets EIA-481-D Standard.

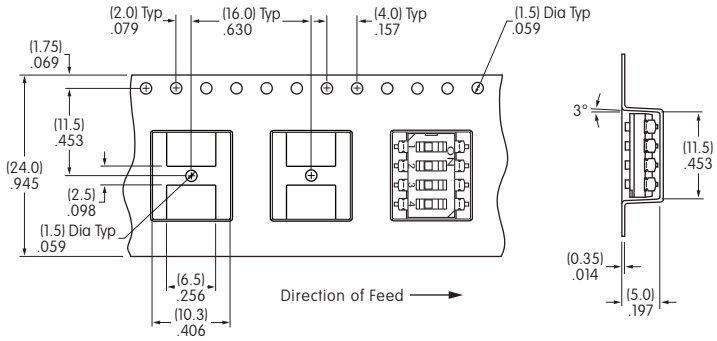

Tape Dimensions for JS0204AP4-R

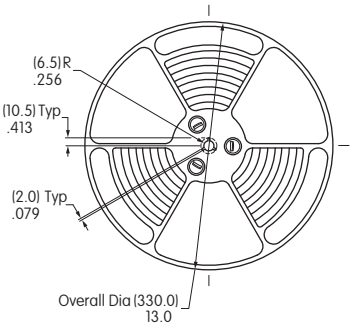

Reel Dimensions

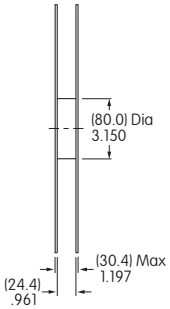

JS0204AP4-R

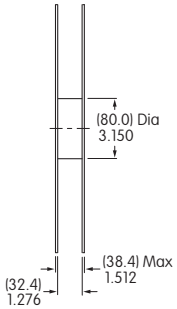

JS0208AP4-R

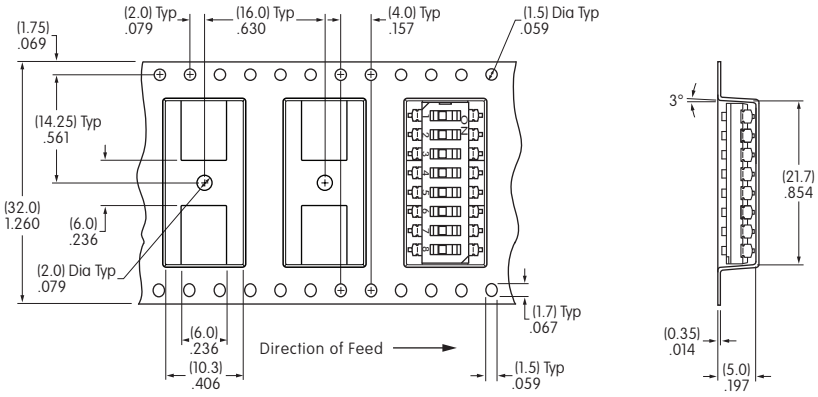

Tape Dimensions for JS0208AP4-R

Note: Possible deformation of the Stick-Tube and Tape-Reel may occur when environmental temperature exceeds 50°C (122°F).
It is recommended to store the product on a flat surface within normal temperature and humidity ranges.
Temperature range: 5° ~ 35°C (41° ~ 95°F). Relative humidity range: 45 ~ 85%.
The maximum stacking limit is 10 when storing the products.